

ROG-STRIX-RX6800-O16G-GAMING

(D414S)


Repair Guide

Model List

Model name	60PN	GPU	Date
ROG-STRIX-RX6800-O16G-GAMING	YV0FM0	D414S	2020/12/8

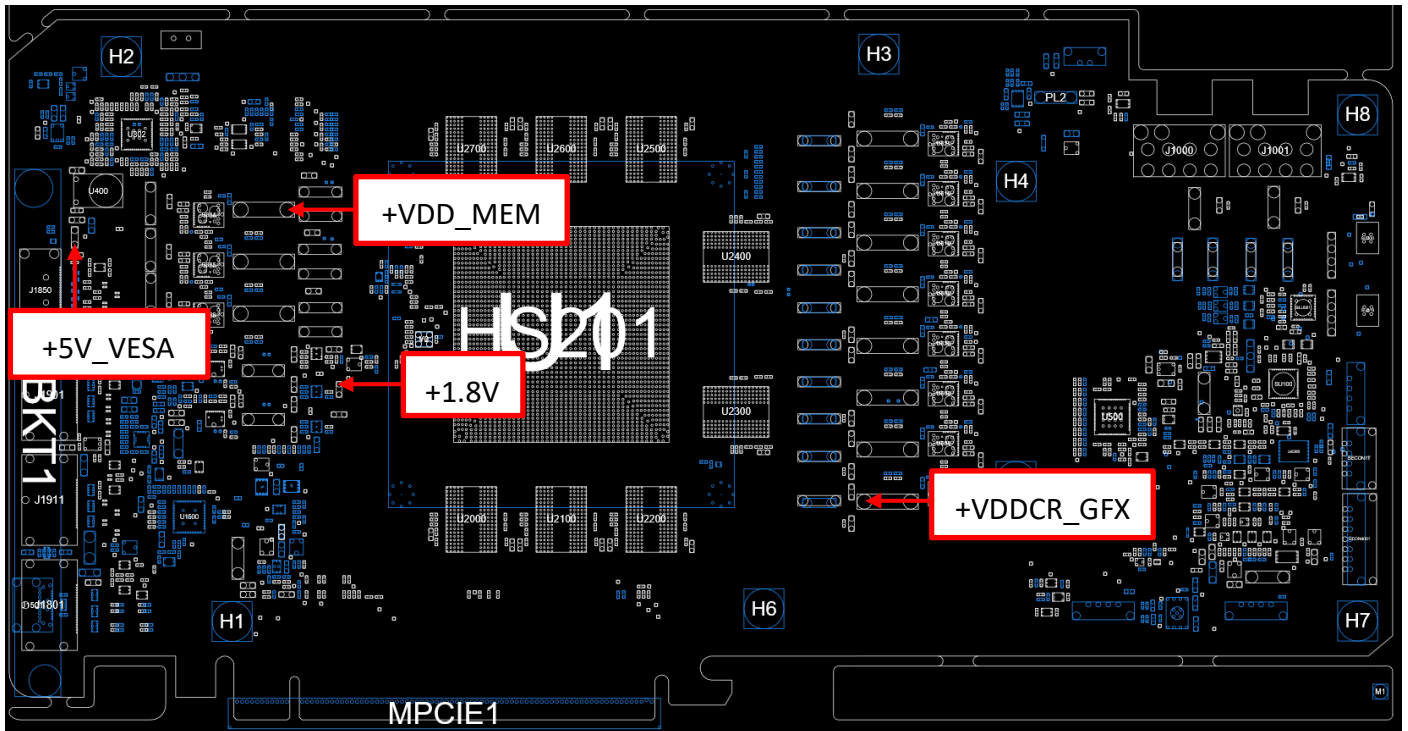
STANDARD APPEARANCE

ROG-STRIX-RX6800-O16G-GAMING

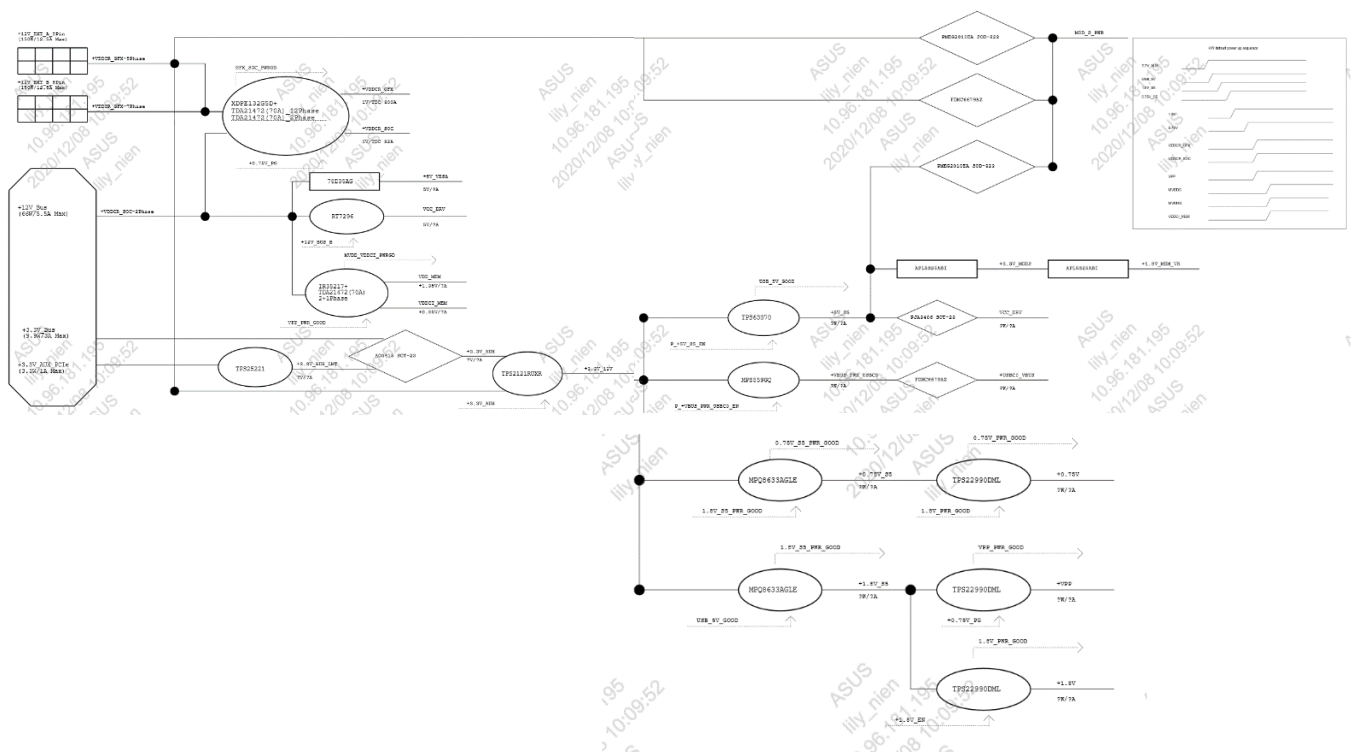


BLOCK DIAGRAM

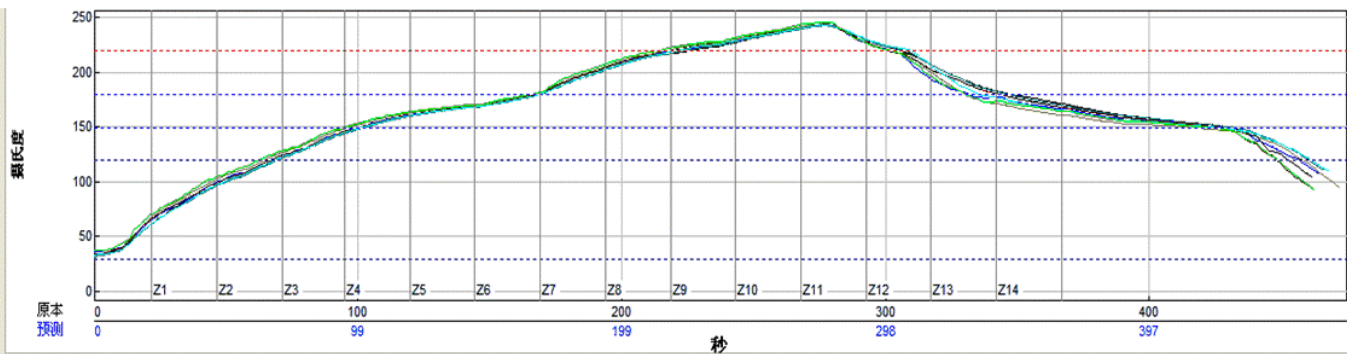
VOLTAGE MEASURE POINT



POWER FLOW



BGA REFLOW PROFILE



TCs	温度最高上升斜率		温度最高下降斜率		预热 30至120°C		恒温时间 150至180°C		回流时间 /220°C		量
<TC3>	1.75	17%	-1.36	64%	66.26	-79%	68.31	-45%	83.52	57%	243.90
<TC4>	1.87	25%	-1.51	49%	64.09	-86%	69.92	-34%	85.89	73%	244.62
<TC5>	1.67	12%	-1.51	49%	68.54	-72%	67.23	-52%	81.13	41%	243.40
<TC6>	1.72	14%	-1.74	26%	66.71	-78%	67.73	-48%	82.20	48%	244.67
<TC7>	1.69	13%	-1.25	75%	69.53	-68%	66.09	-59%	84.98	67%	243.40
<TC8>	1.72	15%	-1.43	57%	68.21	-73%	67.33	-51%	89.77	98%	244.01
<TC9>	1.82	22%	-1.75	25%	62.16	-93%	70.15	-32%	89.75	98%	246.23
温差	0.20		0.50		7.37		4.06		8.64		2.83

	P.W.L.	公分	温区 1	温区 2	温区 3	温区 4	温区 5	温区 6	温区 7	温区 8	温区 9	温区 10	温区 11	温区 12
原本上温区	96%	72.0	120	140	155	175	180	180	190	230	240	245	255	265
原本下温区			120	140	155	175	180	180	190	230	240	245	255	265
预测上温区	94%	72.5	120	140	155	175	180	180	190	230	240	245	255	265
预测下温区			120	140	155	175	180	180	190	230	240	245	255	265